

JUMO GmbH & Co. KG
 Delivery address: Mackenrodtstraße 14,
 36039 Fulda, Germany
 Postal address: 36035 Fulda, Germany
 Phone: +49 661 6003-0
 Fax: +49 661 6003-607
 e-mail: mail@jumo.net
 Internet: www.jumo.net

JUMO Instrument Co. Ltd.
 JUMO House
 Temple Bank, Riverway
 Harlow, Essex CM20 2DY, UK
 Phone: +44 1279 635533
 Fax: +44 1279 635262
 e-mail: sales@jumo.co.uk
 Internet: www.jumo.co.uk

JUMO Process Control, Inc.
 8 Technology Boulevard
 Canastota, NY 13032, USA
 Phone: 315-697-JUMO
 1-800-554-JUMO
 Fax: 315-697-5867
 e-mail: info@jumo.us
 Internet: www.jumo.us



Platinum-chip temperature sensors with terminal clamps to EN 60 751

- for temperatures from -30 to +105°C
- standardized nominal values and tolerances
- with the nominal values 100, 500 and 1000Ω
- stable terminal clamps
- coated with an additional protective varnish

Introduction

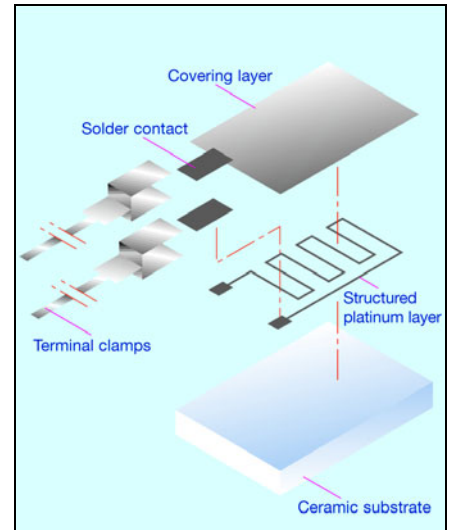
PCKL style platinum-chip temperature sensors are manufactured in the same way as the standard PCA style thin-film sensors. However, there are some differences in the connecting wire techniques. Compared with the standard temperature sensors, these sensors do not feature bonded connecting wires, but have terminal clamps that are pushed on and soldered on.

The terminal clamps are distinguished by their exceptionally high directional and bending strength.


In addition, all JUMO temperature sensors with terminal clamps are coated with an additional protective varnish, which makes them ideally suited to a variety of probe constructions used in the HVAC sector.

The application temperature ranges from -30 to +105°C.

PCKL style



Technical publication



This revised edition takes account of altered standards and recent developments. The new chapter "Measurement uncertainty" incorporates the basic concept of the internationally recognized ISO guideline "Guide to the expression of uncertainty in measurement" (abbreviated: GUM). In addition, the chapter on explosion protection for thermometers has been updated in view of the European Directive 94/9/EC, which has been in force since 1st July 2003.

August 2002
 Publication FAS 146
 Sales No. 90/00085081
 ISBN: 978-3-935742-07-8

JUMO platinum temperature sensors

Construction and application of platinum temperature sensors	Data Sheet 90.6000
Platinum-glass temperature sensors	Data Sheet 90.6021
Platinum-ceramic temperature sensors	Data Sheet 90.6022
Platinum-foil temperature sensors	Data Sheet 90.6023
Platinum-glass temperature sensors with glass extension	Data Sheet 90.6024
Platinum-chip temperature sensors with connecting wires	Data Sheet 90.6121
Platinum-chip temperature sensors on epoxy card	Data Sheet 90.6122
Platinum-chip temperature sensors with terminal clamps	Data Sheet 90.6123
Platinum-chip temperature sensors in cylindrical style	Data Sheet 90.6124
Platinum-chip temperature sensors in SMD style	Data Sheet 90.6125

JUMO GmbH & Co. KG
 Delivery address: Mackenrodtstraße 14,
 36039 Fulda, Germany
 Postal address: 36035 Fulda, Germany
 Phone: +49 661 6003-0
 Fax: +49 661 6003-607
 e-mail: mail@jumo.net
 Internet: www.jumo.net

JUMO Instrument Co. Ltd.
 JUMO House
 Temple Bank, Riverway
 Harlow, Essex CM20 2DY, UK
 Phone: +44 1279 635533
 Fax: +44 1279 635262
 e-mail: sales@jumo.co.uk
 Internet: www.jumo.co.uk

JUMO Process Control, Inc.
 8 Technology Boulevard
 Canastota, NY 13032, USA
 Phone: 315-697-JUMO
 1-800-554-JUMO
 Fax: 315-697-5867
 e-mail: info@jumo.us
 Internet: www.jumo.us



Platinum-chip temperature sensors with terminal clamps to EN 60 751

Brief description


PCKL style platinum-chip temperature sensors feature especially rigid terminal clamps for the electrical connection. One particular advantage is their high bending strength. Furthermore, the rectangular cross-section of the terminal clamps ensures excellent directional stability of the temperature sensor when assembled.

PCKL style platinum-chip temperature sensors lend themselves ideally to a variety of probes for use in the HVAC sector and, since the sensor is openly positioned in the air stream.

The entire temperature sensor including the solder joint is additionally coated with epoxy protective varnish, as a protection against condensation and external effects.

Of course, all the positive characteristics of platinum-temperature sensors such as standardized nominal values to EN 60 751, high long-term stability and good reproducibility of the electrical properties also apply to this style, thereby ensuring universal usability and interchangeability.

PCKL style



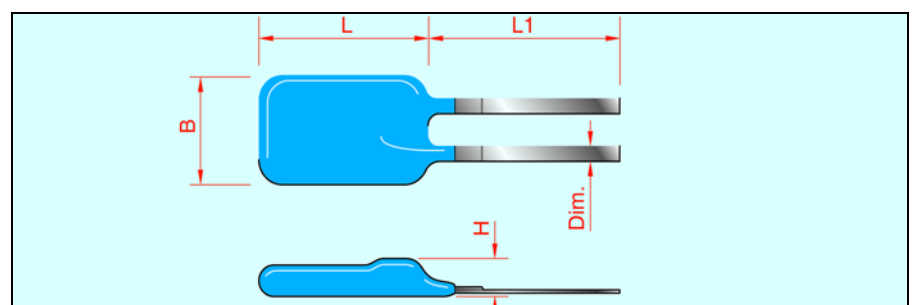
Temperature sensors packed in bags

Temperature sensor					Connecting wire				Sales No. for tolerance class		
Type	R ₀ /Ω	B	L	H	Material	Dim.	L1	R _L in mΩ/mm	1/3 DIN B	A	B
PCKL 1.4005.1	1x100	4.5	6.6	1.9	CuSnP	0.55x0.25	9.2	1.0	90/00474119T	on request	90/00480911T
PCKL 1.4005.5	1x500	4.5	6.6	1.9	CuSnP	0.55x0.25	9.2	1.0	on request	on request	on request
PCKL 1.4005.10	1x1000	4.5	6.6	1.9	CuSnP	0.55x0.25	9.2	1.0	90/00457334T	on request	90/00480913T

Dim. tolerances: ΔB = ±0.3 / ΔL = ±0.8 / ΔH = ±0.3 / Dim. = approx. dim. / ΔL1 = ±0.8
 Dimensions in mm.

For a definition of the tolerance classes, see Data Sheet 90.6000
 T = bag

Dimensional drawing



JUMO GmbH & Co. KG
 Delivery address: Mackenrodtstraße 14,
 36039 Fulda, Germany
 Postal address: 36035 Fulda, Germany
 Phone: +49 661 6003-0
 Fax: +49 661 6003-607
 e-mail: mail@jumo.net
 Internet: www.jumo.net

JUMO Instrument Co. Ltd.
 JUMO House
 Temple Bank, Riverway
 Harlow, Essex CM20 2DY, UK
 Phone: +44 1279 635533
 Fax: +44 1279 635262
 e-mail: sales@jumo.co.uk
 Internet: www.jumo.co.uk

JUMO Process Control, Inc.
 8 Technology Boulevard
 Canastota, NY 13032, USA
 Phone: 315-697-JUMO
 1-800-554-JUMO
 Fax: 315-697-5867
 e-mail: info@jumo.us
 Internet: www.jumo.us



Technical data

Standard	EN 60 751		
Temperature coefficient	$\alpha = 3.850 \times 10^{-3} \text{ } ^\circ\text{C}^{-1}$ (between 0 and 100°C)		
Temperature range	-30 to +105°C		
Tolerance	Temperature validity class 1/3 DIN B:	-30 to +105°C	
	Temperature validity range Class B:	-30 to +105°C	
Measuring current	Pt100	recommended: 1.0 mA	
	Pt500	recommended: 0.2 mA	
	Pt1000	recommended: 0.1 mA	
Maximum current	Pt100	maximum: 1.8 mA	
	Pt500	maximum: 0.8 mA	
	Pt1000	maximum: 0.5 mA	
Operating conditions	PCKL style platinum-chip temperature sensors are additionally coated with epoxy varnish. The coating offers protection against moisture and condensation. However, in spite of the additional protection against external effects, these temperature sensors may not be used in corrosive atmospheres. The user may have to carry out some checks before operation. Please also refer to the Installation Instructions B 90.6121.4 "Notes on the application of platinum-chip temperature sensors."		
Insulating varnish	Epoxy varnish, blue UL approved, UL 94/V0		
Terminal clamps	These temperature sensors feature terminal clamps that have been soldered on and are especially rigid. During further processing, it is essential to ensure that the connections are not subjected to lateral pressures. The maximum horizontal tension on the individual terminal clamp may be 10N. Any kinking or bending of the terminal clamps is not permissible. The raster dimension (wire spacing) is 1.9mm.		
Measurement point	The nominal value specified refers to the standard connecting wire length L1. The measurement is acquired 2 mm from the open end of the wire. If the wire length is altered, changes in resistance will occur which may result in the tolerance class not being met.		
Long-term stability	max. R ₀ drift ≤ 0.05 %/year (see Data Sheet 90.6000 for definitions)		
Insulation resistance	> 10 MΩ at room temperature		
Vibration strength	see EN 60 751, Section 4.4.2		
Self-heating	$\Delta t = I^2 \times R \times E$ (see Data Sheet 90.6000 for definitions)		
Packaging	Bag		
Storage	In the standard packaging, JUMO temperature sensors, PCKL style, can be stored for at least 12 months under normal ambient conditions. It is not permissible to store the sensors in aggressive atmospheres, corrosive media, or in high humidity.		
RoHS approved	Yes		

Self-heating coefficients and response times

Type	Self-heating coefficient E in °C/mW		Response times in seconds			
	in water (v = 0.2m/sec)	in air (v = 2m/sec)	in water (v = 0.4m/sec)		in air (v = 3m/sec)	
			t _{0.5}	t _{0.9}	t _{0.5}	t _{0.9}
PCKL 1.4005.1	0.26	-	0.7	2.4	8.3	20
PCKL 1.4005.5	0.26	-	0.7	2.4	8.3	20
PCKL 1.4005.10	0.26	-	0.7	2.4	8.3	20